

2-Way Bi-Amp Compact Line Array System

FEATURES

- 16 + 16 Ohm Bi-AMP
- Premium European High Efficiency custom IDEA Transducers (by Beyma)
- Proprietary IDEA High-Q 8-slot line-array waveguide
- Rugged and durable 15 mm birch plywood construction and finish
- 1.5 mm Aquaforce coated steel grille with internal protective foam
- Integrated Precision rigging system for stacked and flown configurations
- 10 internal angulation points (0°-10° internal splay angles in 1° steps)
- Durable Aquaforce paint, available in standard textured black or white
- NL-4 and PowerCON Neutrik connectors
- 4 integrated handles
- Dedicated transport /storage/rigging accessories and Flying frame
- Compatible accessories for flown-sub configuration with BASSO Series subwoofers



APPLICATIONS

- FOH for small theatres and clubs
- Regional Touring
- A/V portable and installed sound reinforcement
- Distributed sound for sport arenas and large venues

OVERVIEW

VOA8 is an ideal line-array element for mobile and portable sound reinforcement and those installations that need for a high SPL sound system which can be discreetly integrated with the aesthetics of the venue. The excellent power-density and scalability of **VOA8** make it a perfect tool for a wide variety in professional sound reinforcement applications.

VOA8 line-array elements feature a HF assembly with a 60 W AES, 1,75" compression driver and IDEA's proprietary Hi-Q 8-slot waveguide allowing for minimum vertical gap between array elements and providing optimum element coupling while reducing artifacts and DSP adjustments. For the LF/MF sections, **VOA8** mounts a high-performance 2.5" voice-coil, 300 W AES 8" woofer.

Built in Europe using 15mm high quality birch plywood in heavily internally braced solid loudspeaker cabinets, **VOA8** is treated with IDEA proprietary Aquaforce weather resistant touring coating finish and is fitted with an extra strong integral heavy duty 4-point steel rigging system. These characteristics make **VOA** Line array systems capable of enduring intensive touring work, even outdoors.

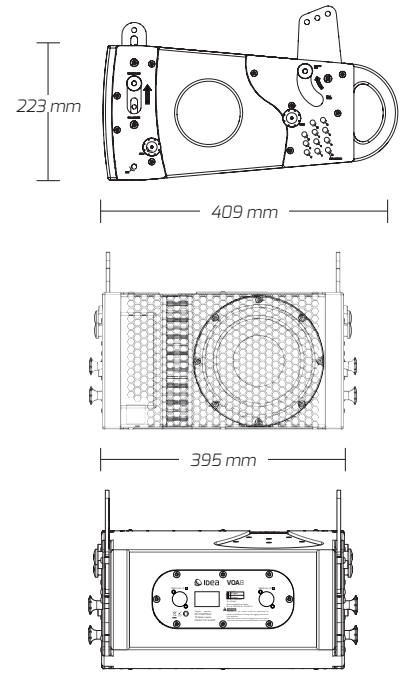
Transport carts, flying and stacking frames, adaptors and accessories are available, as well as an EASE FOCUS Version will be available for all **VOA** Series Line array systems.

VOA8 can be configured to work with most **BASSO** passive and active series subwoofer models with IDEA DSP/Amplification system management, **TEOd8**, and third-party amplification and DSP solutions.



TECHNICAL DATA

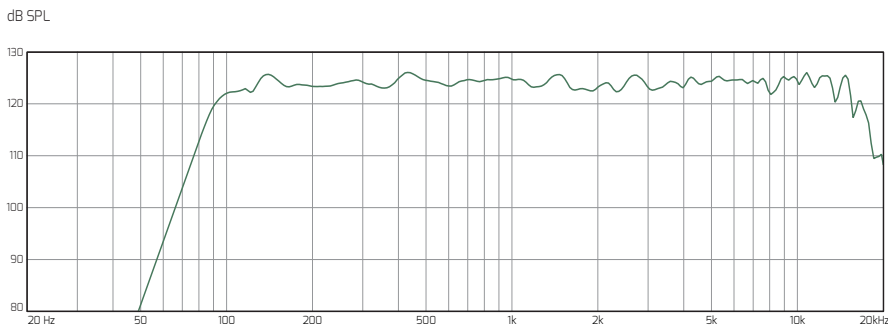
Enclosure design	10° Trapezoidal Ported Array element
LF Transducers	8" High performance woofer
HF Transducers	1.75" Voice coil Compression Driver (1.4 Exit, 120 mm magnet)
RMS Power Handling *	300 + 60 W
Nominal Impedance	16 + 16 Ohm
SPL (Continuous/Peak)	124/130 dB SPL
Frequency Range (-10 dB)	82 - 18000 Hz
Frequency Range (-3 dB)	95 - 16000 Hz
Coverage	Array length-splay dependent x 120° horizontal
Dimensions (WxHxD)	395 x 225 x 490 mm (15.6 x 8.9 x 19.3 inch)
Weight	21 kg (46.3 lbs)
Connectors	2 x Neutrik speakON® NL-4 in Parallel
+/-1	HF
+/-2	LF
Cabinet Construction	15 mm Birch Plywood
Grille	1.5 mm perforated weatherised steel with protective foam
Finish	Durable IDEA proprietary Aquaforce High Resistance paint coating process
Rigging System	Integrated steel 4-point rigging system
Internal splay angles	0, 1, 2, 3, 4, 5, 6, 7, 8, 9, 10
Handles	4 integrated handles
Optional Accessories	Rigging Frame (RF-VOA8) Rigging Frame (RF-6036) for BASS018, BASS021 flown systems Rigging Frame (RF-9036) for BASS036t flown systems Raisers adaptors for stacked set-ups (RF-VOA8-STK) 4-element Cart (CRT-VOA8) 35 mm Pole (K&M 2133B) 35 mm Tripod (K&M 21302)



* IEC filtered pink noise
with a 6dB crest factor, 2 hours

ACOUSTICAL MEASUREMENTS

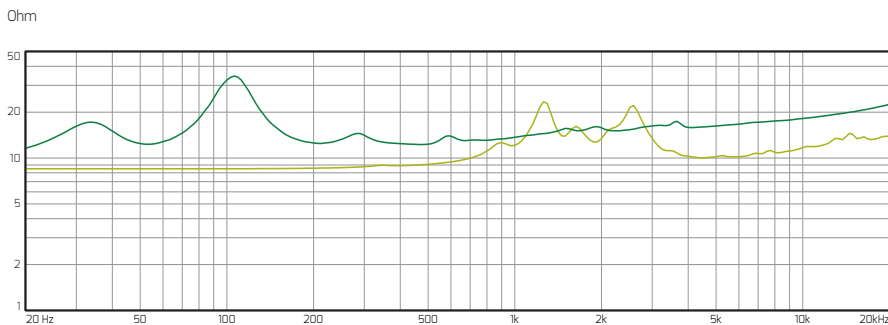
FREQUENCY RESPONSE



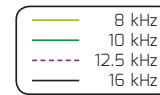
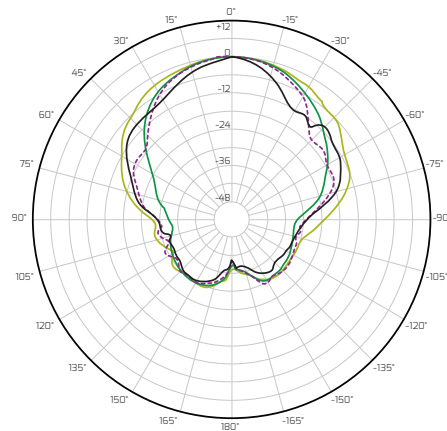
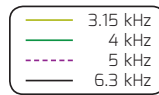
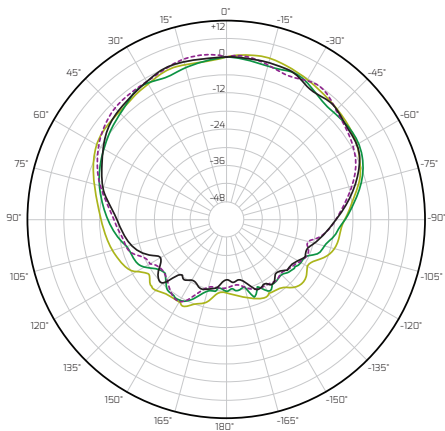
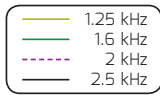
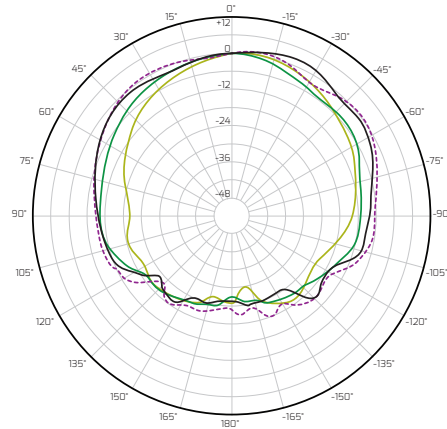
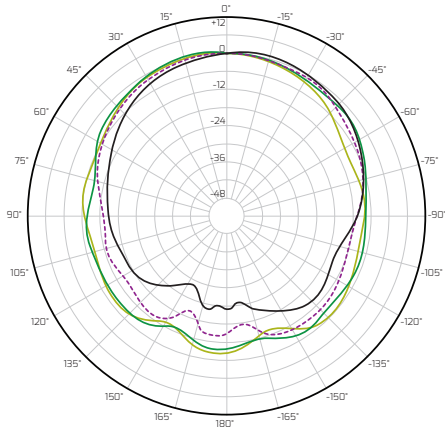
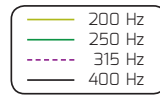
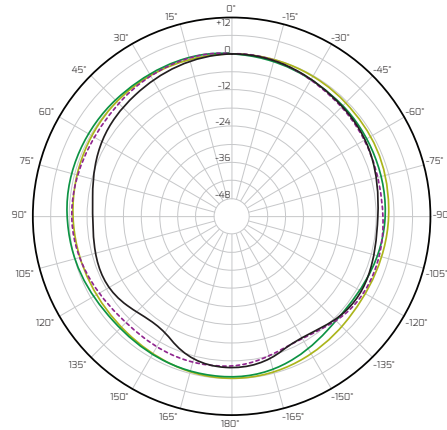
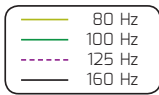
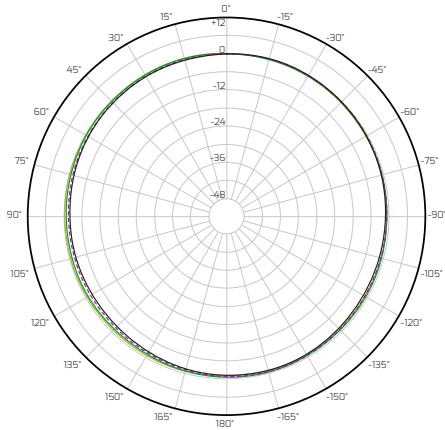
This graph shows the frequency response for a 1-watt swept sine signal in an anechoic environment (4pi), measured at 3 m and scaled down at 1 m.

In order to provide more precise information for acoustical analysis, a 1/12 octave smoothing has been applied.

IMPEDANCE



HORIZONTAL 1/3 OCTAVE POLARS



VERTICAL 1/3 OCTAVE POLARS

